

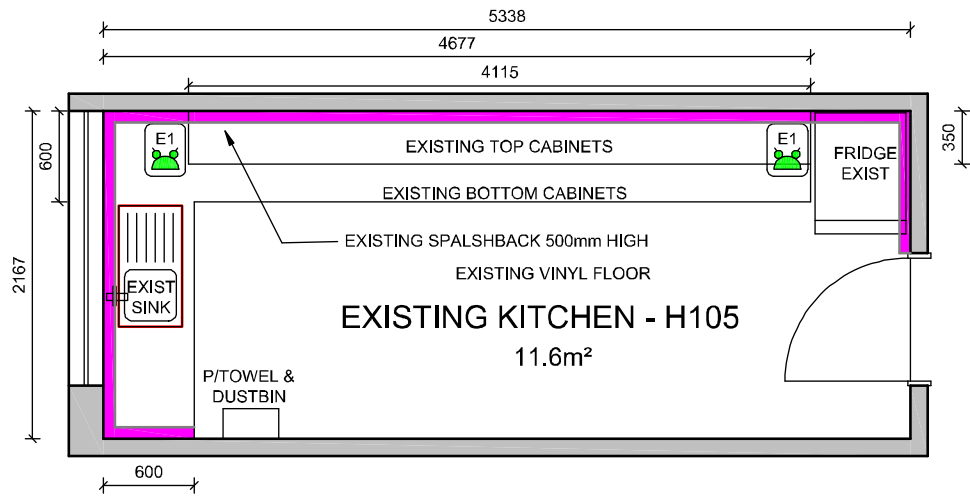
NOTES:

NB! REFER TO SPECIFICATIONS DOCUMENT FOR MORE DETAILED INFORMATION

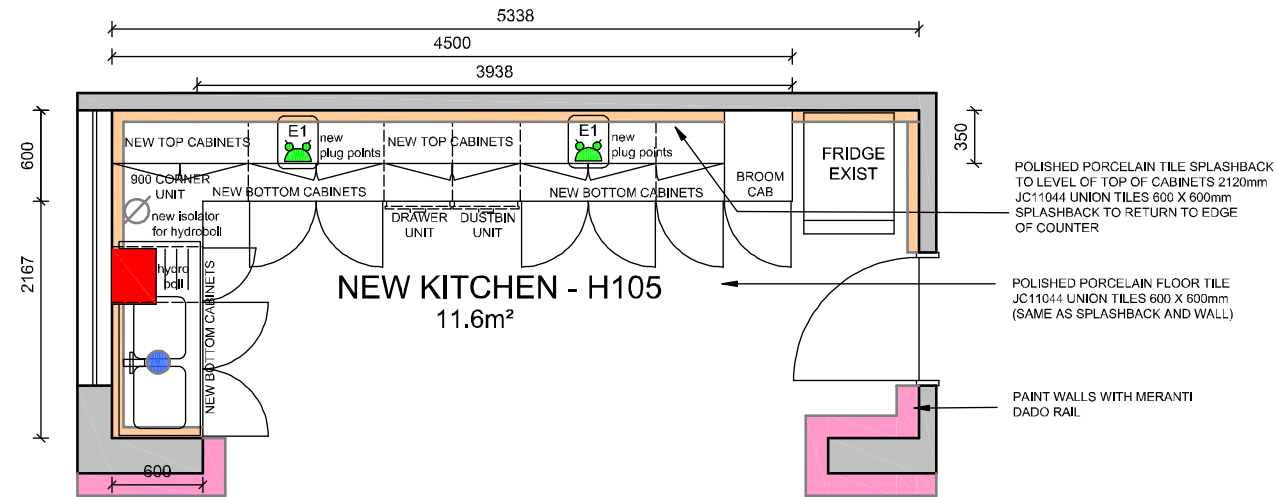
DOUBLE SWITCH SOCKET 16 AMP

SINGLE SWITCH SOCKET 16 AMP

NEW COLD WATER POINT



PLAN: EXISTING KITCHEN LAYOUT



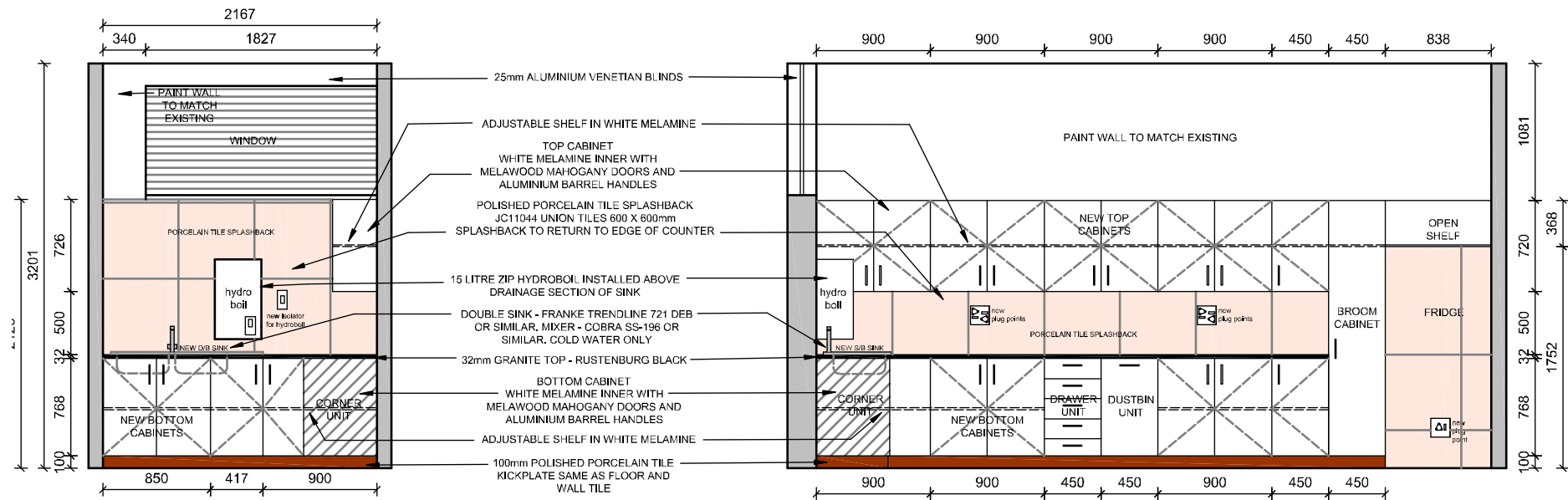
PLAN: NEW KITCHEN LAYOUT

NOTES ON DEMOLITION:

- REMOVE ALL CABINETS AND COUNTERS
- REMOVE SINK AND TAP
- REMOVE ALL VINYL FLOOR TILES
- REMOVE ALL WALL TILES
- REMOVE WALL MOUNTED PAPER TOWEL AND DUSTBIN

NEW CONSTRUCTION:

- NEW GRANITE COUNTER TOP AS PER PLAN
- NEW TOP AND BOTTOM CABINETS AS PER PLAN
- NEW DOUBLE BOWL SINK, MIXER AND HYDROBOIL
- CHASE ALL PLUMBING WATER AND WASTE PIPES INTO WALL WHERE POSSIBLE OR UNDER NEW COUNTER TOP
- NEW ELECTRICAL POINTS AS SHOWN. CHASE ALL NEW PLUG POINTS INTO WALLS WHERE POSSIBLE
- NEW ISOLATOR FOR HYDROBOIL AS SHOWN. CHASE CONDUIT INTO WALL WHERE POSSIBLE
- INSTALL ALL NEW FLOOR AND WALL TILES TO LINE UP WITH TOP OF CABINETS
- PAINT WALLS ABOVE TILES AS PER PAINT SPEC



ELEVATION: NEW KITCHEN LAYOUT

GENERAL NOTES:

CONTRACTORS AND SUB-CONTRACTORS ARE TO CHECK ALL DIMENSIONS AND LEVELS ON SITE BEFORE COMMENCING WITH WORK OR CUTTING OF MATERIALS

WRITTEN DIMENSIONS TAKE PREFERENCE OVER SCALED DIMENSIONS

GPAA IS TO BE NOTIFIED OF ANY VARIATIONS TO THIS PLAN PRIOR TO COMMENCEMENT OF WORK

THIS DRAWING IS THE COPYRIGHT OF GPAA AND MAY NOT BE USED FOR ANY PURPOSE WHATSOEVER WITHOUT WRITTEN APPROVAL FROM GPAA

ALL WORK TO COMPLY WITH THE BUILDING REGULATIONS SANS 10400 AND APPROVED MUNICIPAL BYLAWS



Drawing Title:
**BLOCK H
KITCHEN H105
NEW LAYOUT**

Date:	Drawn by:	Scale:
2013/12/17	SR	1:50 ON A3
Project Number:	Rev no:	Drawing Number:
GPAA-15	0	11-01

KITCHEN H105 - NEW LAYOUT